

AC

Use With: OM-04151
MR-04301

PUBLICATION NUMBER PL-04226-06
October 26, 2000
Rev. B 12-06-12



PUMP MODELS
S2A1 115V 1P
S2A1 230V 1P

MANUAL
PART 2 of 3

PARTS
LIST
WITH
PERFORMANCE CURVE

THE GORMAN-RUPP COMPANY • MANSFIELD, OHIO

www.grpumps.com

GORMAN-RUPP OF CANADA LIMITED • ST. THOMAS, ONTARIO, CANADA Printed in U.S.A.

©2000 The Gorman-Rupp Company

Register your new
Gorman-Rupp pump online at
www.grpumps.com

Valid serial number and e-mail address required.

RECORD YOUR PUMP MODEL AND SERIAL NUMBER

Please record your pump model and serial number in the spaces provided below. Your Gorman-Rupp distributor needs this information when you require parts or service.

Pump Model: _____
Serial Number: _____

PERFORMANCE CURVE – SECTION A

RECORDING MODEL AND SERIAL NUMBERS

Please record the pump model and serial number in the spaces provided below and in the separate Installation/Operation Manual accompanying your pump. Your Gorman-Rupp distributor needs this information when you require parts or service.

Pump Model: _____

Serial Number: _____

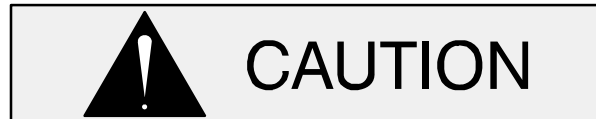
WARRANTY INFORMATION

The pump warranty is provided as part of Gorman-Rupp's support program for customers who operate and maintain their equipment as described in this manual and other accompanying literature. Please note that should the equipment be abused or modified to change its performance beyond the original factory specifications, the warranty will become void and any claim will be denied.

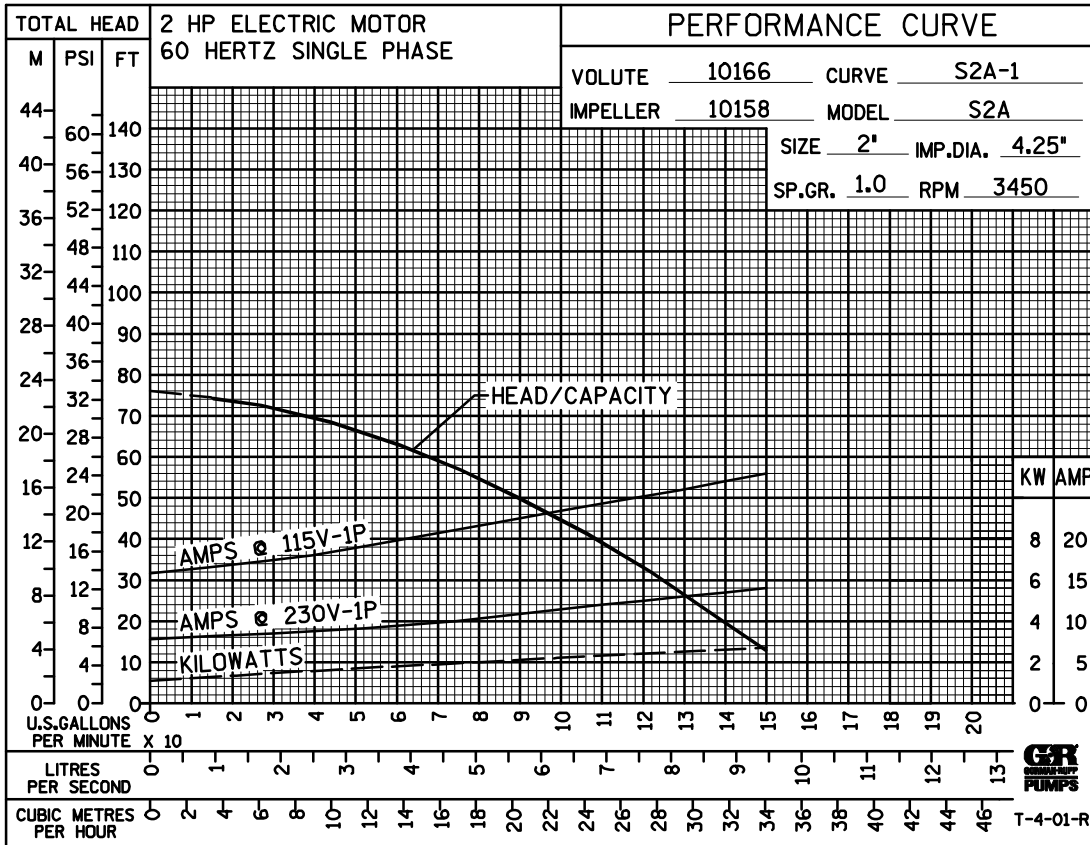
PERFORMANCE CURVE

The performance curve on the following page is based on 70°F (21°C) clear water at sea level. Since pump installations are seldom identical, your performance may be different due to such factors as viscosity, specific gravity, elevation, temperature, and impeller trim.

If your pump serial number is followed by an "N", your pump is **NOT** a standard production model. Contact the Gorman-Rupp Company to verify performance or part numbers.



Pump speed and operating condition points must be within the continuous performance range shown on the curve(s).



Performance Curve – Model S2A1 115V 1P And S2A1 230V 1P

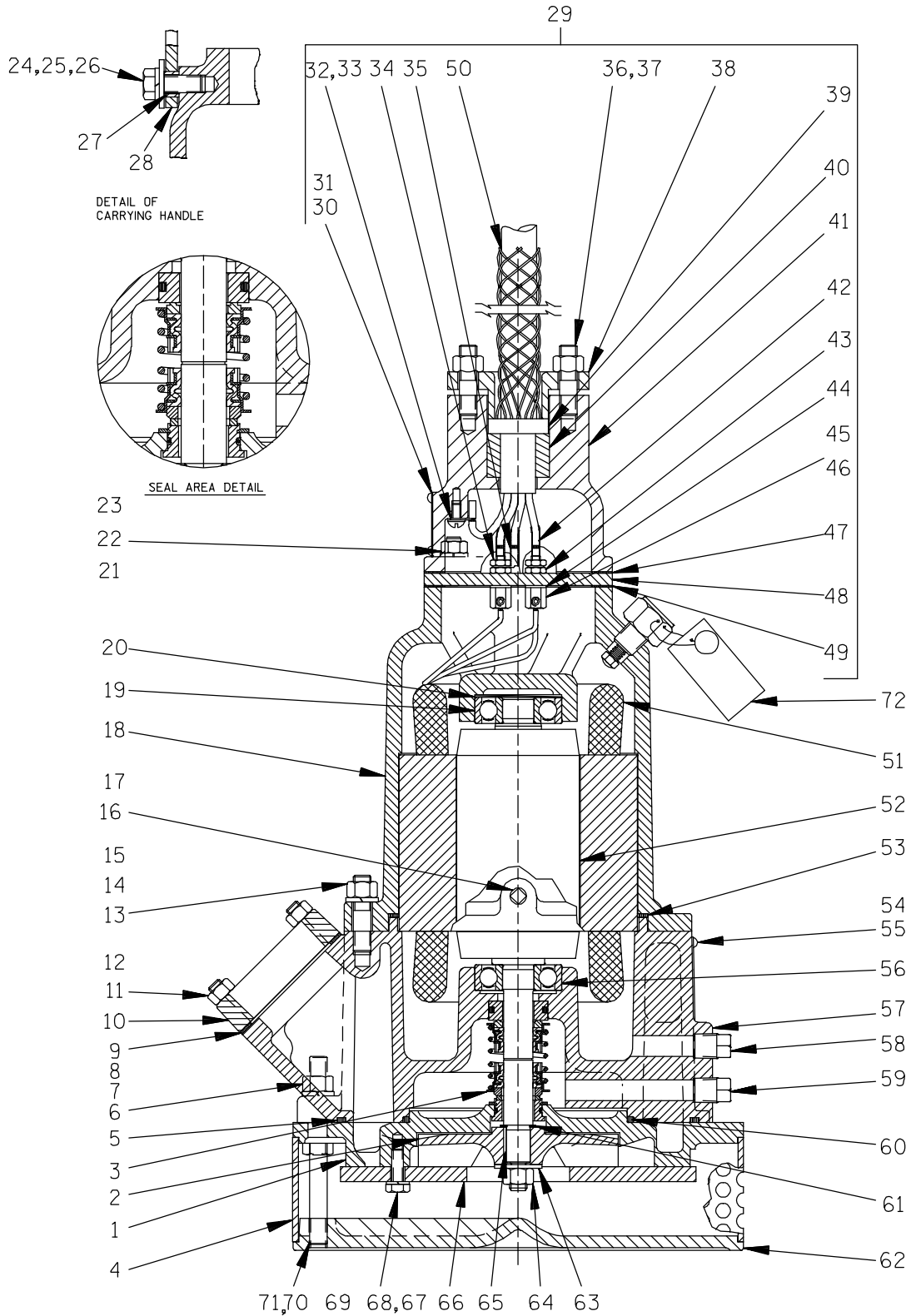
This Page Intentionally Blank

S2A1 115V 1P S2A1 230V 1P

AC

S/N 1209930 UP

PUMP ISSUE 6



THE GORMAN—RUPP COMPANY • MANSFIELD, OHIO

GORMAN—RUPP OF CANADA LIMITED • ST. THOMAS, ONTARIO, CANADA Printed in U.S.A.

S2A1 115V 1P S2A1 230V 1P

S/N 1209930 UP

PUMP ISSUE 6

If your pump serial number is followed by an "N", your pump is NOT a standard production model. Contact the Gorman-Rupp Company to verify part numbers.

ITEM NO.	PART NAME	PART NUMBER	MAT'L CODE	QTY		ITEM NO.	PART NAME	PART NUMBER	MAT'L CODE	QTY
1	DIFFUSER	10166	11030	1		49	—TERMINAL PLATE GSKT	10321G	2000	1
2 *	IMPELLER	10158	1100H	1		50	—115V 1P CABLE ASSY	9166H	----	1
3 *	SEAL ASSY	10214	----	1			—230V 1P CABLE ASSY	10551A	----	1
4 *	STRAINER SCREEN	10189	1500V	1		51	115V 1P STATOR ASSY	47113-851	----	1
5 *	INTERMEDIATE GSKT	10181G	20000	1			230V 1P STATOR ASSY	47113-802	----	1
6	HEX HD CAPSCREW	B0606	15991	3		52	ROTOR ASSY	47112-801	----	1
7	HEX NUT	D06	15991	3		53 *	MOTOR HOUSING GSKT	10178G	20000	1
8	LOCKWASHER	J06	15991	3		54	NAME PLATE	2613CS	17020	1
9 *	DISCH FLANGE GSKT	10195G	20000	1		55	DRIVE SCREW	BM#04-03	17000	4
10	DISCHARGE FLANGE	10195	13040	1		56 *	LOWER BALL BRG	S1512	----	1
11	STUD	C0506	15991	4		57	INTERMEDIATE	10181	13040	1
12	HEX NUT	D05	15991	4		58	MTR HSG DRAIN PLUG	P04	17000	1
13	STUD	C0606-1/2	15991	6		59	SEAL CVTY DRAIN PLUG	P04	17000	1
14	HEX NUT	D06	15991	6		60 *	DIFFUSER GSKT	10308G	20000	1
15	LOCKWASHER	J06	15991	6		61	IMP ADJ SHIM SET	669	14990	1
16	PIPE PLUG	P02	17000	1		62	BASE PLATE	10186	13040	1
17	AL HD SETSCREW	GA0503	15990	1		63	IMPELLER WASHER	KB06	17000	1
18	MOTOR HOUSING	10178	13040	1		64	IMPELLER NUT	D06	17000	1
19 *	UPPER BALL BRG	S1512	----	1		65 *	IMPELLER KEY	N0202-1/2	17000	1
20	BRG SPRING WASHER	S1554	----	1		66 *	WEAR PLATE	10161	15010	1
21	STUD	C0506	15991	4		67	HEX HD CAPSCREW	B0403	17000	3
22	HEX NUT	D05	15991	4		68	LOCKWASHER	J04	17090	3
23	LOCKWASHER	J05	15991	4		69	STUD	C0614-1/2	15991	3
24	HEX HD CAPSCREW	B0604	15991	2		70	HEX NUT	D06	15991	3
25	LOCKWASHER	J06	15991	2		71	LOCKWASHER	J06	15991	3
26	FLAT WASHER	K06	15991	2		72 *	RELIEF VALVE ASSY	46431-608	----	1
27	BUSHING	10194	15071	2						
28	HOISTING BAIL	10185A	1502V	1			NOT SHOWN:			
29	TERM HSG/CABLE ASSY						SUB PUMP OIL	9568	----	1
	-115V 1P	47367-041	----	1			IMPELLER PULLER	10770	----	1
	-230V 1P	47367-048	----	1			SEAL INSTALL TOOL	10876	14090	1
30	-INFO PLATE	38816-047	----	1			CABLE TIE	27111-212	----	1
31	-DRIVE SCREW	BM#04-03	17000	4			MOTOR VOLTAGE TAG			
32	-RD HD MACH SCREW	X#10-01 1/2	14990	1			-115V 1P	38816-127	----	1
33	-T TYPE LOCKWASHER	AK#10	15991	1			-230V 1P	38816-098	----	1
34	-HEX NUT	D#10	15991	3			CONTROL BOX ASSY			
35	-1 OZ RTV SEALANT	18771-106	----	1			-115V 1P	27511-104	----	1
36	-STUD	C0606	15991	2			-230V 1P	27511-103	----	1
37	-HEX NUT	D06	15991	2			G-R DECAL	GR03	----	1
38	-115V 1P TERMINAL CAP	10756B	13040	1			CPB DECAL W/O RATING	29811-055	----	1
	-230V 1P TERMINAL CAP	10756C	13040	1			INSTRUCTION TAG	6588AC	----	1
39	-115V 1P CABLE GRIP	11227B	----	1						
	-230V 1P CABLE GRIP	11227A	----	1			OPTIONAL:			
40	-115V 1P BUSHING	110758F	19100	1			REPAIR GASKET KIT	11000A	----	1
	-230V 1P BUSHING	110758H	19100	1			TERM HSG w/75' CABLE	47367-044	----	1
41	-TERMINAL HOUSING	10757	13040	1			HEAT SHRINK KIT	48315-008	----	1
42	-HEAT SHRINK TUBING	31411-203	19530	3			STAGING ADAPTOR KIT	48272-001	----	1
43	-HEX NUT	D#10	14990	3						
44	-DYNA-SEAL WASHER	S1590	----	3			LIQUID LEVEL DEVICES:			
45	-TERMINAL	11181	14100	3			DIAPHRAGM TYPE	GRP48-03 or GRP48-061		
46	-A HD SETSCREW	GA#10-01S	15991	3			FLOAT TYPE	27471-180	----	1
47	-TERMINAL PLATE GSKT	10321G	2000	1			120V LIQ LVL CONTROL	27521-323	----	1
48	-TERMINAL PLATE	10320A	23010	1						

* INDICATES PARTS RECOMMENDED FOR STOCK

THE GORMAN—RUPP COMPANY • MANSFIELD, OHIO

GORMAN—RUPP OF CANADA LIMITED • ST. THOMAS, ONTARIO, CANADA Printed in U.S.A.

©Copyright by the Gorman—Rupp Company

**For U.S. and International Warranty Information,
Please Visit www.grpumps.com/warranty
or call:
U.S.: 419-755-1280
International: +1-419-755-1352**

**For Canadian Warranty Information,
Please Visit www.grcanada.com/warranty
or call:
519-631-2870**